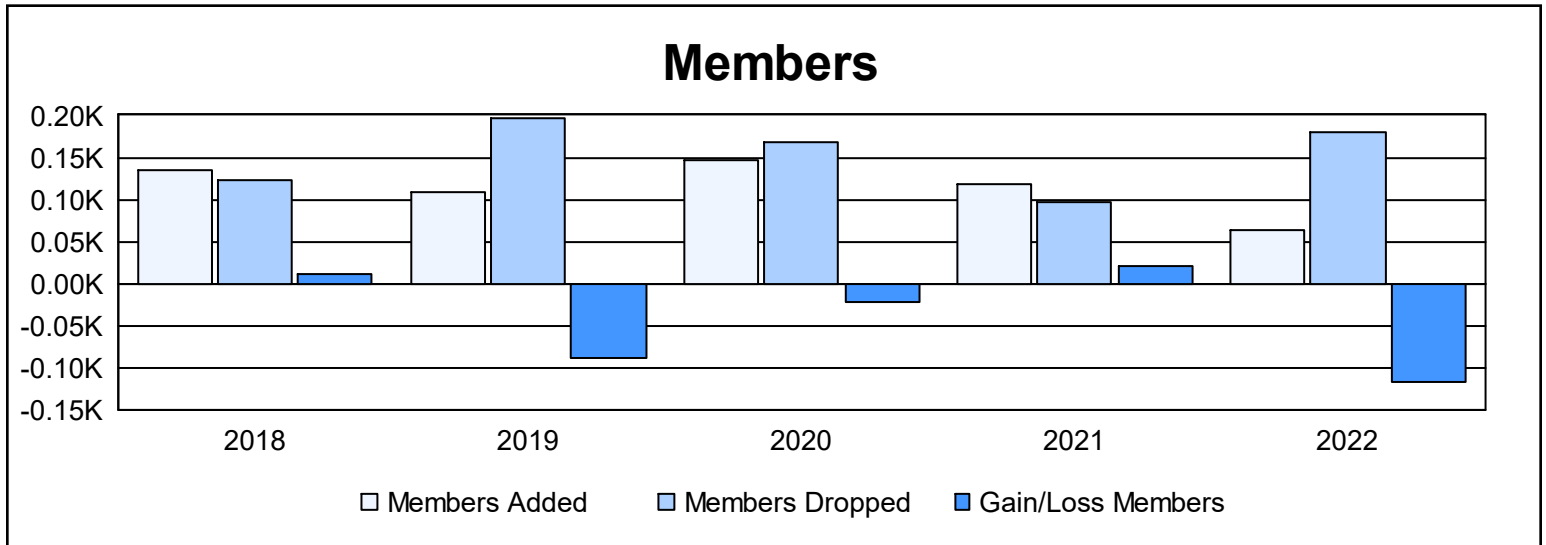
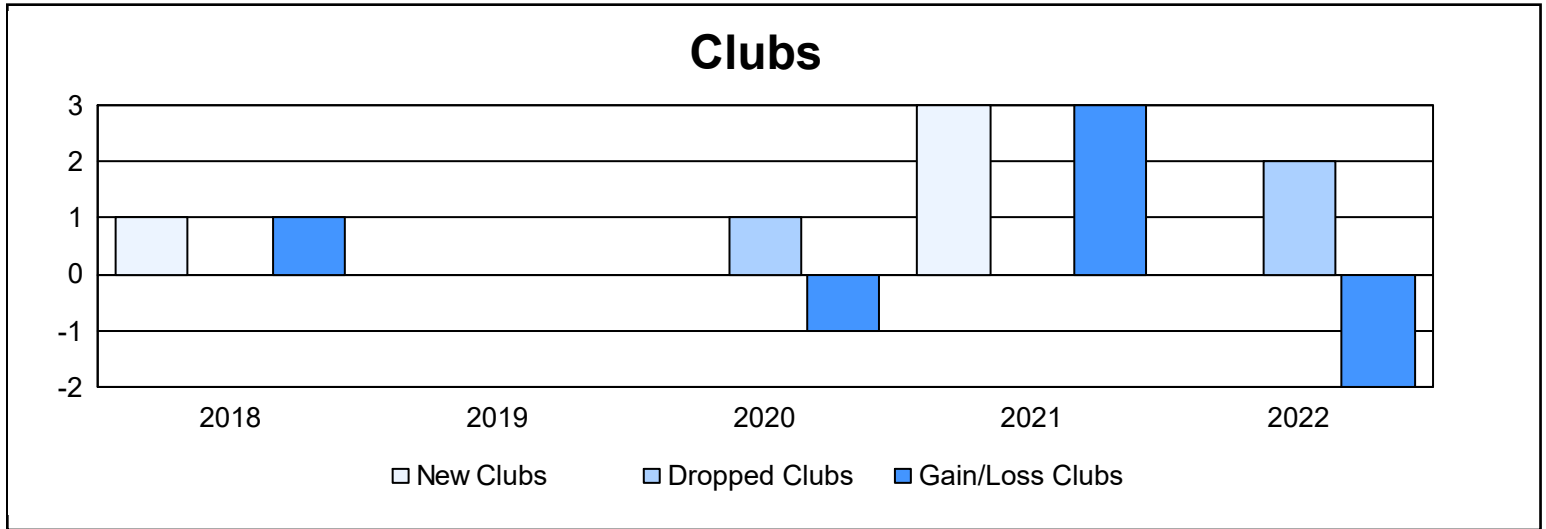
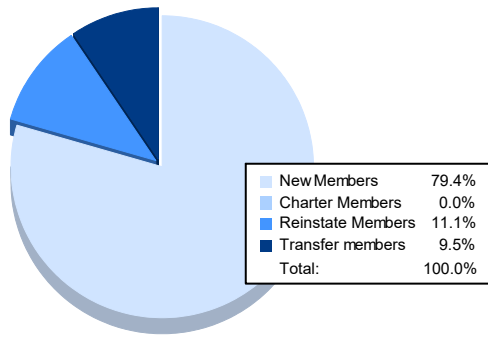


| Year | New Clubs | Dropped Clubs | Gain/ Loss Clubs | New Members | Charter Members | Reinstate Members | Transfer Members | Total Member Added | Total Members Dropped | Gain/ Loss Members |
|----------------|-----------|---------------|------------------|-------------|-----------------|-------------------|------------------|--------------------|-----------------------|--------------------|
| 2017-2018 | 1 | 0 | 1 | 100 | 22 | 4 | 8 | 134 | 122 | 12 |
| 2018-2019 | 0 | 0 | 0 | 86 | 0 | 3 | 19 | 108 | 197 | -89 |
| 2019-2020 | 0 | 1 | -1 | 109 | 1 | 23 | 13 | 146 | 169 | -23 |
| 2020-2021 | 3 | 0 | 3 | 45 | 61 | 5 | 7 | 118 | 97 | 21 |
| 2021-2022 | 0 | 2 | -2 | 50 | 0 | 7 | 6 | 63 | 180 | -117 |
| Average | 1 | 1 | 0 | 78 | 17 | 8 | 11 | 114 | 153 | -39 |



Membership Composition June 2022 Cumulative



Gender Composition June 2022 Cumulative

